

MOOCs as a Research Agenda: Changes Over Time

Shunan Zhang, ShaoPeng Che, Dongyan Nan et Jang Hyun Kim

Volume 23, numéro 4, novembre 2022

URI : <https://id.erudit.org/iderudit/1093329ar>
DOI : <https://doi.org/10.19173/irrodl.v23i4.6361>

[Aller au sommaire du numéro](#)

Éditeur(s)

Athabasca University Press (AU Press)

ISSN

1492-3831 (numérique)

[Découvrir la revue](#)

Citer cet article

Zhang, S., Che, S., Nan, D. & Kim, J. (2022). MOOCs as a Research Agenda: Changes Over Time. *International Review of Research in Open and Distributed Learning*, 23(4), 193–210. <https://doi.org/10.19173/irrodl.v23i4.6361>

Résumé de l'article

MOOCs (massive open online courses) have attracted considerable attention from researchers. Fueled by constant change and developments in educational technology, the trends of MOOCs have varied greatly over the years. To detect and visualize the developments and changes in MOOC research, 4,652 articles published between 2009 and 2021 were retrieved from Web of Science and Scopus with the aid of CiteSpace. This study sought to explore the number of publications, co-citation network, cluster analysis, timeline analysis, burstness analysis, and dual-map overlays based on co-citation relationships. The first finding was that the number of publications on MOOCs had increased consistently, and grew especially quickly between 2013 and 2015. Second, the main topic of the top 10 co-cited studies revolved around the problem of learner continuance. Third, blended programs, task-technology fit, and comparative analysis have emerged as popular subjects. Fourth, the development of MOOC research has followed distinct phases, with 2009 to 2012 the starting phase, 2013 to 2015 the high growth phase, 2016 to 2018 the plateau phase, and 2019 to 2021 another peak phase. Lastly, both cluster analysis and dual-map overlays provided empirical evidence of cross-disciplinary research. Our findings provided an in-depth and dynamic understanding of the development and evolution of MOOC research and also proposed novel ideas for future studies.

Copyright (c) Shunan Zhang, ShaoPeng Che, Dongyan Nan, Jang Hyun Kim, 2022



Ce document est protégé par la loi sur le droit d'auteur. L'utilisation des services d'Érudit (y compris la reproduction) est assujettie à sa politique d'utilisation que vous pouvez consulter en ligne.

<https://apropos.erudit.org/fr/usagers/politique-dutilisation/>

Érudit

Cet article est diffusé et préservé par Érudit.

Érudit est un consortium interuniversitaire sans but lucratif composé de l'Université de Montréal, l'Université Laval et l'Université du Québec à Montréal. Il a pour mission la promotion et la valorisation de la recherche.

<https://www.erudit.org/fr/>

November – 2022

MOOCs as a Research Agenda: Changes Over Time

Shunan Zhang¹, ShaoPeng Che^{1,2}, Dongyan Nan^{1,2}, and Jang Hyun Kim^{1,2*}

¹ Department of Interaction Science, Sungkyunkwan University, Seoul 03063, Korea; ² Department of Human-Artificial Intelligence Interaction, Sungkyunkwan University, Seoul 03063, Korea; * Corresponding author: Email: alohakim@skku.edu; Phone +82-2-740-1868; Fax +82-2-740-1856

Abstract

MOOCs (massive open online courses) have attracted considerable attention from researchers. Fueled by constant change and developments in educational technology, the trends of MOOCs have varied greatly over the years. To detect and visualize the developments and changes in MOOC research, 4,652 articles published between 2009 and 2021 were retrieved from Web of Science and Scopus with the aid of CiteSpace. This study sought to explore the number of publications, co-citation network, cluster analysis, timeline analysis, burstness analysis, and dual-map overlays based on co-citation relationships. The first finding was that the number of publications on MOOCs had increased consistently, and grew especially quickly between 2013 and 2015. Second, the main topic of the top 10 co-cited studies revolved around the problem of learner continuance. Third, blended programs, task-technology fit, and comparative analysis have emerged as popular subjects. Fourth, the development of MOOC research has followed distinct phases, with 2009 to 2012 the starting phase, 2013 to 2015 the high growth phase, 2016 to 2018 the plateau phase, and 2019 to 2021 another peak phase. Lastly, both cluster analysis and dual-map overlays provided empirical evidence of cross-disciplinary research. Our findings provided an in-depth and dynamic understanding of the development and evolution of MOOC research and also proposed novel ideas for future studies.

Keywords: MOOC research, CiteSpace, co-citation analysis, visualization

MOOCs as a Research Agenda: Changes Over Time

Around the world, the education system is changing with the rapid development of information and communication technologies (Hoy, 2014). Massive open online courses (MOOCs) are a product of the development of educational technology. Providers in the US (edX, Coursera, Udacity, Kahn Academy, Udemy), China (Icourse, XuetaangX, Zhihuishu), UK (FutureLearn), Europe (Iversity, FUN), Korea (K-MOOC), Middle East (Rwaq, Edraak), and Australia (Open2study) have transformed and upgraded traditional education by providing a more flexible, equitable, and cost-efficient approach (Brahimi & Sarirete, 2015). The growth of MOOCs has attracted many researchers, and the MOOC approach continues to be a popular research topic.

Several studies have looked into the fundamental qualities of MOOCs such as the platforms, courses, students, and teachers. For example, the issue of MOOC design has been raised since curriculum quality, determined by course design, plays an important role in teaching (Jordens & Zepke, 2009). Based on their examination of the teaching environment and characteristics of online platforms, Guàrdia et al. (2013) presented some principles for the design of MOOCs. These principles focused on empowering learners, and encouraged them to develop learning plans, engage in collaborative work, and express diverse opinions, thereby having a profound effect on the design of MOOCs.

An interdisciplinary trend integrating MOOCs into other fields has continued to develop (Wahid et al., 2020). For example, Zhou (2016) raised concerns about students' acceptance in MOOCs, using psychological theories such as the theory of planned behavior (Ajzen, 1985) and self-determination theory (Ryan & Deci, 2000). The combination of public media and MOOCs is another field widely discussed by scholars (Bulfin et al., 2014; Rowan & Hartnett, 2019). For example, Kovanović et al. (2015) focused on the public discourse of MOOCs and retrieved major topics and themes from news reports; they found that the main topics discussed in the media have changed over the years. Interaction is also an important aspect of MOOC research. Past studies have examined interactions between teachers and students, among students, and between humans and computers (Sunar et al., 2016).

Systematic investigations of MOOCs have been fruitful. The first systematic review of MOOCs was by Liyanagunawardena et al. (2013). They retrieved the literature published from 2008 to 2012 and analyzed the development of MOOCs during that period. Similarly, Zheng et al. (2019) explored researchers' interests and the development of MOOCs from 2012 to 2018 by examining the network of citations and overlapping keywords. A more comprehensive review by Wahid et al. (2020) examined 3,118 studies extracted from WOS (Web of Science) and Scopus databases, and analyzed the papers' sources, titles, fields of study, and keywords. They also explored the co-authorship, co-citation, and co-keywords relationships with VOSviewer.

Our study differed from previous studies in several respects. First, with more papers published on MOOCs, our study contained more comprehensive data, showing a bigger picture of MOOCs as a global movement. Furthermore, in contrast to the static analysis of MOOCs research profiles only, our research put effort into tracking its development over time. Moreover, rather than understanding developments and emerging trends through keywords, our research focused on co-citation relationships, an effective way of identifying

complex networks and studying their evolution (Callon et al., 1983). Exploring the dynamics of emerging trends, developments, innovation points, and topics of a particular knowledge domain in a given period has become essential to researchers in an ever-changing society (Chen & Liu, 2020). To delve deeply into the developments in MOOCs between 2009 and 2021, this study focused on the number of publications, co-citation network, cluster analysis, timelines (Chen, 2017), burstness (Chen et al., 2012), and dual-map overlays (Chen & Leydesdorff, 2014) based on co-citation relationships and using CiteSpace.

Data Collection and Research Methods

Data Collection

WOS and Scopus provided users with prompt access to information from various literature databases (Mongeon & Paul-Hus, 2016). They were also considered indispensable tools for bibliometric analysis (Meho & Yang, 2006). WOS contained more papers on natural sciences and engineering while Scopus provided more coverage of social sciences and humanities (Mongeon & Paul-Hus, 2016). Combining WOS and Scopus made it possible to obtain complete data. The data used in this study were retrieved on Oct 27, 2021 from WOS and Scopus using the following retrieval formula:

- Topic: Massive open online courses or massive open online course. Several articles with either keyword in their title, abstract, or keywords were obtained.
- Timespan: 2009 to 2021 in WOS and Scopus. The first paper on MOOC research (Chongfu et al., 2009) was published in 2009.
- Document types: Articles, review articles, and early access in Science WOS; conference papers and articles in Scopus.
- Language: English. Literature related to MOOCs has been written in many languages, but only papers written in English were collected in this study.

In the end, 4,256 articles were extracted from Scopus and 1,599 articles from WOS. Since there was some overlap between the two databases, CiteSpace was used to filter and reduce the duplication of the literature; 623 articles were discarded. Finally, 4,652 records, including 3,129 Scopus records and 1,523 WOS records, were used in the study.

Research Method

Scientometrics is a powerful method for analyzing bibliometric networks (Van Eck & Waltman, 2014). Among various scientometrics analysis software, CiteSpace can effectively extract citations data; thus, it has been widely used by researchers (Synnestvedt et al., 2005). Compared with other science mapping tools, CiteSpace was designed with strong functionalities to detect and interpret new developments and emerging trends from research disciplines through clear visualized network diagrams (Hou et al., 2018). Therefore, CiteSpace (5.8.R3) was selected for this study.

Results

Number of Publications

Table 1 presents the number of articles published on MOOC research from 2009 to 2021, including the total number of papers published each year and the yearly proportion of the total. There was a dramatic increase in MOOC research during this period. Since the data were acquired in October 2021, only a portion of that year's worth of data was examined. The first two papers related to MOOCs appeared in 2009, marking the beginning of MOOC research. From 2009 to 2012, only 20 papers related to MOOCs were published. Interestingly, the year 2013 witnessed a dramatic increase in MOOC research, with 114 papers recorded that year. The total number of papers spiked after 2014, reaching its peak with 768 papers published in 2020.

Table 1

Yearly Totals of MOOC Research Publications From 2009 to 2021

Year	Number of documents	Percentage of total
2009	2	0.0%
2011	10	0.2%
2012	8	0.2%
2013	114	2.5%
2014	258	5.5%
2015	463	10.0%
2016	491	10.6%
2017	537	11.5%
2018	699	15.0%
2019	714	15.3%
2020	768	16.5%
2021	589	12.7%
Total	4,652	100.0%

Co-Citation Network

Co-citation analysis has become the leading tool for empirically studying the structure of scientific communication (Gmür, 2003). Therefore, we first did a co-citation network analysis to find the structure of MOOC research, as shown in Table 2 and Figure 1.

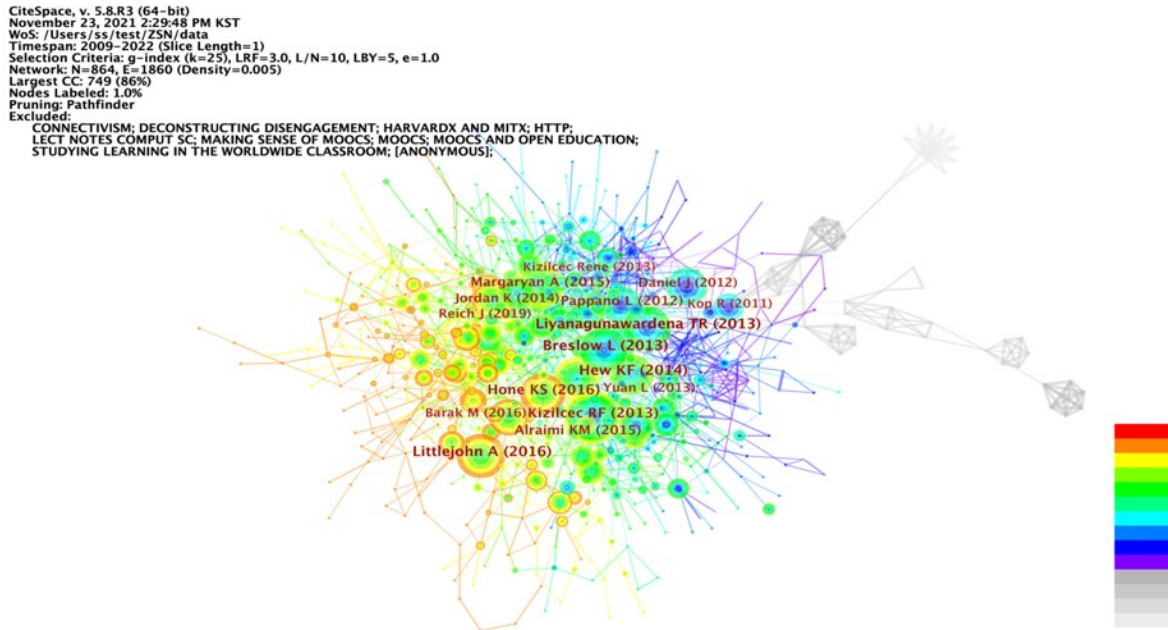
Table 2

Top 10 Co-Citation References

Frequency	Citation	Title
197	Liyanagunawardena et al. (2013)	MOOCs: A systematic study of the published literature 2008–2012
197	Breslow et al. (2013)	Studying learning in the worldwide classroom: Research into edX's first MOOC
172	Littlejohn et al. (2016)	Learning in MOOCs: Motivations and self-regulated learning in MOOCs
169	Hew & Cheung (2014)	Students' and instructors' use of massive open online courses (MOOCs): Motivations and challenges
153	Hone & El Said (2016)	Exploring the factors affecting MOOC retention: A survey study
151	Kizilcec et al. (2013)	Deconstructing disengagement: Analyzing learner subpopulations in massive open online courses
119	Alraimi et al. (2015)	Understanding the MOOCs continuance: The role of openness and reputation
117	Margaryan et al. (2015)	Instructional quality of massive open online courses (MOOCs)
111	Pappano (2012)	The year of the MOOC
107	Daniel (2012)	Making sense of MOOCs: Musings in a maze of myth, paradox and possibility

Figure 1

Network of Top 10 Co-Citation References (2009–2022)



We obtained 864 nodes and 1,860 links. Figure 2 shows the references whose co-citation count was beyond 70. We chose the 10 references cited most frequently as our research points (Table 2). It was clear that the bibliometrics that included the data from 2008 to 2012 (Liyanagunawardena et al., 2013) and the exploration of the first MOOC in edX (Breslow et al., 2013) tied for first place. The third (Littlejohn et al., 2016) and the fourth (Hew & Cheung, 2014) were related to the motivations of using MOOCs. Hone and El Said (2016), Kizilcec et al. (2013), and Alraimi et al. (2015) ranked fifth, sixth, and seventh respectively; all three explored the factors that influenced low MOOC completion rates. Instructional design quality was explored by Margaryan et al. (2015) and it was ranked eighth in frequency. Both of the last two, Pappano (2012) and Daniel (2012), described MOOCs in general; the former focused more on the attraction of MOOCs, while the latter shed objective light on dropout rates.

Cluster Analysis

The first step in exploring a knowledge domain is to identify highly cited documents using co-citation analysis; the second step is to analyze documents to determine the key research domain (Shi & Liu, 2019). In order to understand the topics of MOOC research, we conducted cluster analysis based on the co-citation network. The results are shown in Table 3 and Figure 2.

Table 3

Top 10 Clusters of the Co-Citation Network with Automatically Retrieved Labels

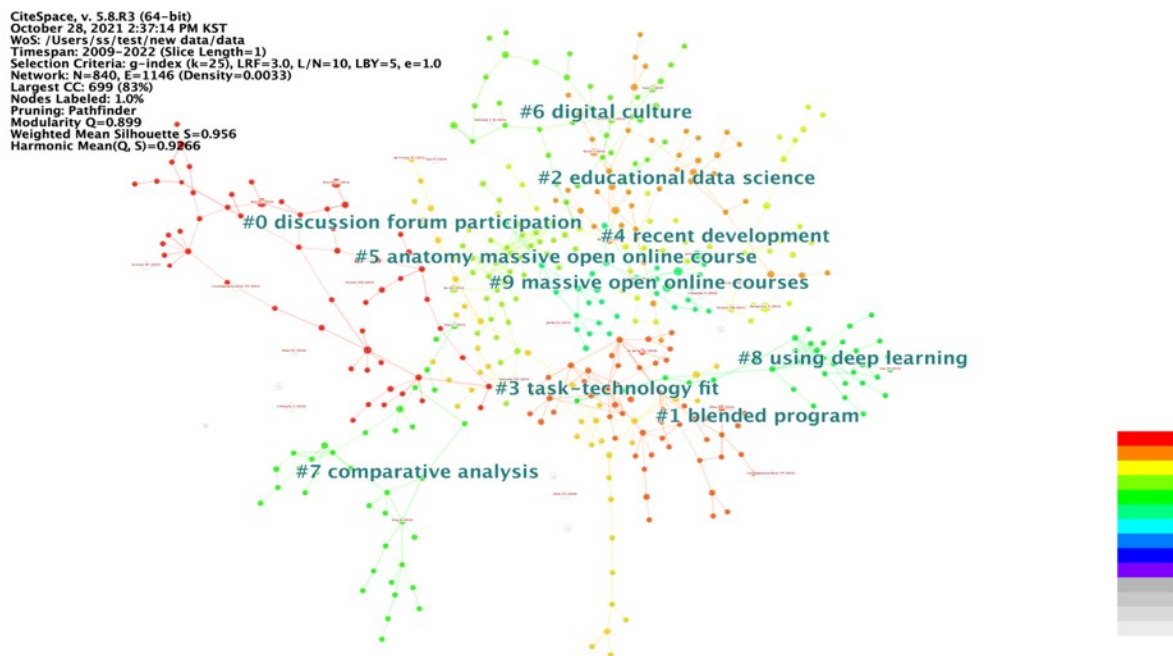
Cluster ID	Size	Mean(Year)	Label (LLR)
0	57	2013	discussion forum participation (357.11, 1.0E-4)
1	55	2016	blended program (178.67, 1.0E-4)
2	44	2014	educational data science (285.57, 1.0E-4)
3	44	2017	task-technology fit (308.02, 1.0E-4)
4	41	2014	recent development (341.84, 1.0E-4)
5	39	2013	anatomy massive open online course (346.89, 1.0E-4)
6	38	2012	digital culture (236.09, 1.0E-4)
7	37	2016	comparative analysis (190.7, 1.0E-4)
8	36	2014	using deep learning (129.7, 1.0E-4)
9	33	2012	massive open online courses (362.08, 1.0E-4)

Note: Mean (Year) represents the average number of years that papers associated with each cluster were published.

Figure 2 illustrates the network diagram of citation references with labels.

Figure 2

Top Nine Clusters Based on Co-Citation Network (2009–2021)



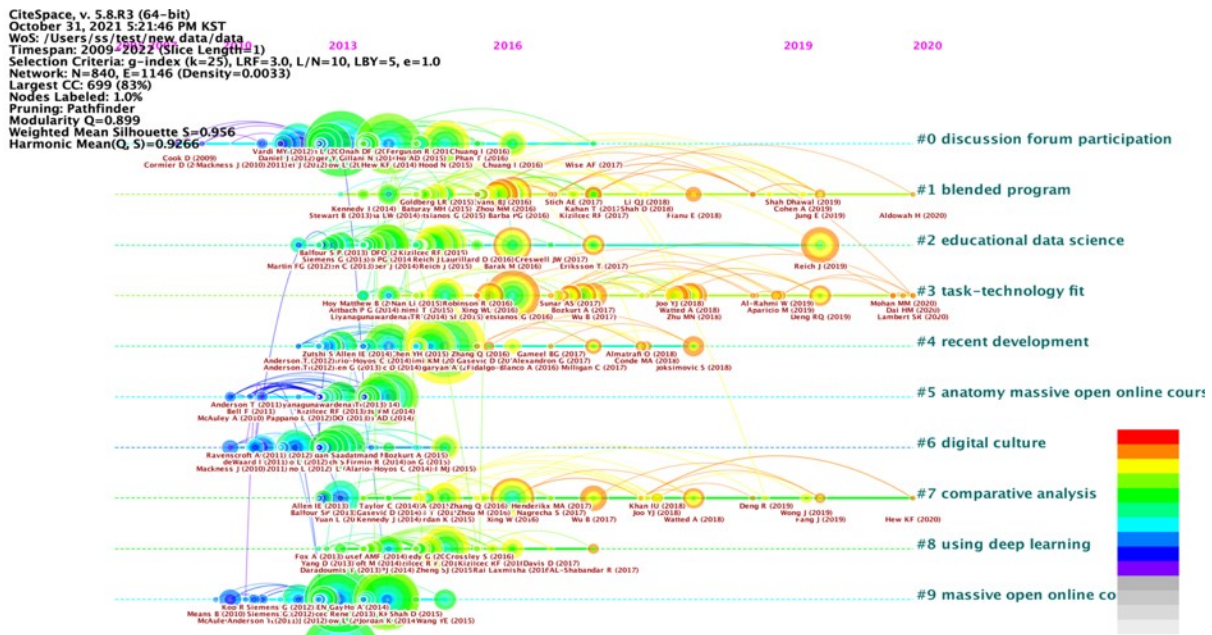
In total, 86 clusters, including 840 nodes and 1,146 links, were formed. We analyzed the largest 10 clusters in more detail (Table 3). In Figure 2, the 10 clusters are displayed in the network with corresponding numbers: #0 to #9 indicate different cluster sizes, with 0 representing the largest size and 9 representing the smallest. Accordingly, #0 discussion forum participation was the core topic in the MOOC research field, followed by #1 blended program. Then, #2 educational data science, attracted many scholars and ranked third. The fourth, called #3 task-technology fit, and #4 recent development, indicated that technical advancements made significant contributions to the development of MOOCs. Topics such as #5 anatomy massive open online course, #6 digital culture, and #7 comparative analysis represented emerging frontiers and hotspots in MOOC research, and ranked sixth, seventh, and eighth, respectively. Finally, #8 using deep learning was ranked ninth, followed by #9 massive open online courses.

Timeline Analysis

Timeline analysis displays the labels of clusters year by year, with appearance and disappearance times, thereby vividly showing dynamic changes (Chen, 2017). To reveal the gradual changes of MOOC research topics, we employed the year-by-year clustering function of CiteSpace to draw the timeline map based on co-citation relationships in Figure 3.

Figure 3

Timeline Map of the Top Nine Research Topics



Note: A [higher resolution version](#) is available.

Figure 3 focuses on the top nine clusters based on the co-citation network of MOOC research. According to the cluster duration, #0 discussion forum participation occupied the core position from 2009 to 2017; it was not only the favorite topic in the MOOC research field but also the earliest one. Although #5 anatomy

massive open online course, #6 digital culture, and #9 massive open online courses, have interested scholars since 2010, their passions and enthusiasm did not last long, only four, five, and five years, respectively. Similarly, #8 using deep learning, spanned a short period, from 2013 to 2017. Since emerging in 2012, #4 recent development, maintained its presence until 2018. Apart from that, #2 educational data science, remained a notable research topic from 2012 to 2019. Compared to the clusters cited above, it is worth mentioning that #1 blended program, #3 task-technology fit, and #7 comparative analysis, have become the emerging frontiers in current MOOC research.

Burstness

Citation burstness is defined as an index indicating the frequency with which a particular reference is cited within different periods (Chen et al., 2012). Specifically, the higher the citation rate, the greater scholars' attention to the research topic. Detecting the burstness of literature has been regarded as an important way to explore the research frontier of a particular field in a specific period (Hou et al., 2018). In this study, we also employed the function of burstness in CiteSpace to explore the citation bursts of references (see Table 4).

Table 4

Top 20 References with the Strongest Citation Bursts

Citation	Strength	Begin year	End year	2009 to 2021
Kop (2011)	33.46	2011	2016	
Pappano (2012)	31.4	2013	2017	
Daniel (2012)	30.73	2013	2016	
Kolowich (2013)	12.06	2013	2016	
McAuley et al. (2010)	10.35	2013	2015	
Daniel (2012)	8.95	2013	2016	
Liyanagunawardena et al. (2013)	29.92	2014	2016	
Breslow et al. (2013)	21.8	2014	2018	
Yuan & Powell (2013)	17.62	2014	2017	
Kizilcec et al. (2013)	8.57	2014	2017	
McAuley et al. (2010)	8.54	2014	2015	
Yang et al. (2013)	8.83	2015	2017	
Hew & Cheung (2014)	18.08	2017	2019	
Kizilcec et al. (2013)	11.87	2017	2018	
Littlejohn et al. (2016)	22.48	2019	2022	
Barak et al. (2016)	13.34	2019	2022	
Kizilcec et al. (2017)	13.02	2019	2022	
Kaplan & Haenlein (2016)	12.71	2019	2022	
Alraimi et al. (2015)	11.6	2019	2020	

Note. The time interval on the timelines is blue; the red line segment depicts a burst's start and end.

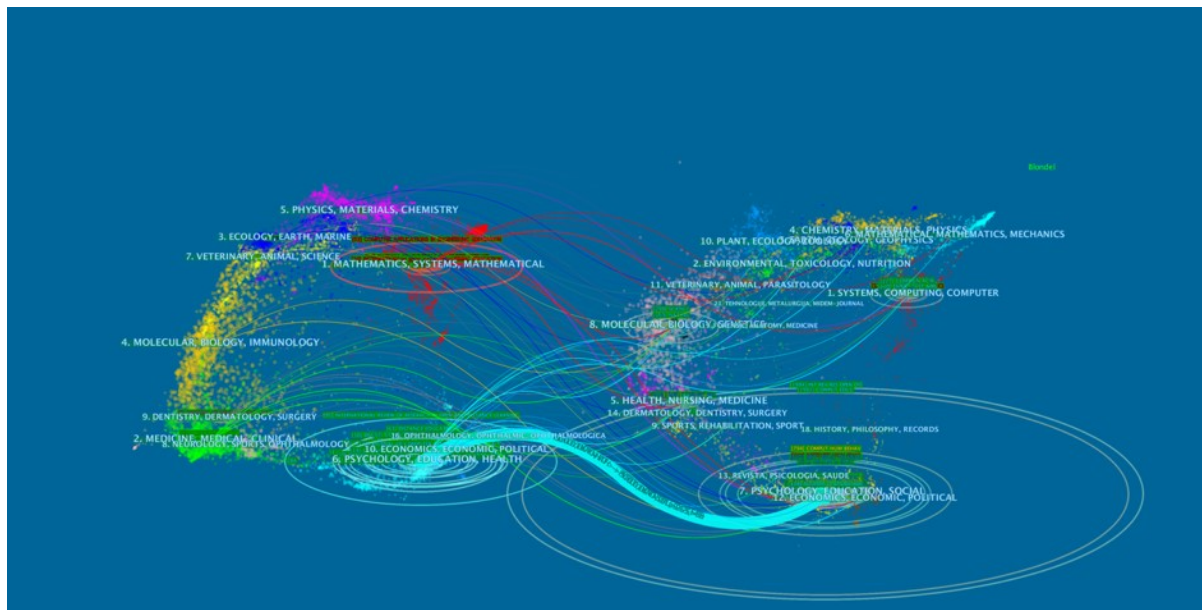
As a result, 243 burst items were found. We analyzed 20 references with the strongest citation bursts. Table 4 presents detailed information—first appearance, beginning year, ending year, strength, and timeline—for the top 20 citations from 2009 to 2021. In terms of the continuity of burst time, Kop (2011) was the citation with the longest burst time, lasting five years in total, followed by Pappano (2012) and Breslow et al. (2013), which each lasted four years. Furthermore, 11 of the 20 burst citations began predominantly in 2013 and 2014. In 2019 there were significant changes in the MOOC research field; five bursts emerged in this period, a development that warrants more attention as we continue to explore the MOOC research frontiers further. As for the periods where significant changes occurred, there were many bursts in 2013 to 2014. On the other hand, there were only slight changes in 2015 and 2018, while 2016 and 2018 were blank years, without any citations. Nevertheless, significant changes and research developments were achieved in 2019 to 2020.

Dual-Map Overlays

Dual-map overlays enabled us to complete several novel visual analytic tasks that were previously impossible to perform intuitively. By tracing the citation arcs with concentrated landing zones from the origin branch, it was simple to determine whether a set of publications integrated prior work from multiple disciplines (Chen & Leydesdorff, 2014). We drew the journal dual-map overlays, shown in Figure 4, to reveal the distribution of the knowledge base of MOOC research.

Figure 4

A Dual-Overlay Network of MOOC Research Based on JCR Journal Map (2009–2021)



Note: A [higher resolution version](#) is available.

Figure 4 maps the subject areas of MOOC research. Each node represents the research subject classified by CiteSpace, based on WOS and Scopus classifications. The left side depicts the base map of citing journals, while the right is the base map of cited journals. The colorful lines between the two maps represent the cited

relationships of the target and source. As shown in Figure 4, more citing papers were published in the psychology, education, health area. Moreover, more cited papers were published in the psychology, education, social area. In addition, the subjects of mathematics, systems, mathematical gathered significant literature from citing journals and systems, computing, computer from cited journals.

Discussion

Number of Publications

Although the overall number of publications for 2021 was incomplete at the time of the study, the increase in yearly publications of MOOC research from 2009 to 2021 was clear. With more students engaged in MOOCs, more attention to them has come from government, educators, and commercial institutions (Yuan & Powell, 2013). The years 2013, 2014, and 2015 were noteworthy breakout years with a clear surge, probably driven by the promotion of MOOC platforms including edX, Coursera, and Udacity in the United States (Schuwer et al., 2015).

Co-Citation Analysis

As for the top 10 papers based on the co-citation analysis, in addition to some fundamental explanation of MOOCs, the focus of MOOC research has been more on students' continuance using MOOCs. Although Daniels (2012) first raised the problem of low completion rates in 2012, the lack of data prevented researchers from doing further studies at that time (Liyaganawardena et al., 2013). With the publication of Breslow et al. (2013), significant progress was made, as their research was based on the data collected from *Circuits and Electronics (6.002x)*—the first MOOC developed by edX—and it explored students' learning situations and use of resources (Breslow et al., 2013). Later, studies on the issues of (a) motivation and self-regulated learning (Littlejohn et al., 2016); (b) students and instructors (Hew & Cheung, 2014); (c) retention of students (Hone & El Said, 2016); (d) learner subpopulations (Kizilcec et al., 2013); and (e) openness and reputation (Alraimi et al., 2015) tracked the problem of continued use of MOOCs.

Cluster Analysis

The result of cluster analysis showed the interdisciplinary nature of MOOC research. As seen from #3 task-technology fit, the task technology fit (TTF) model has been applied in educational studies since 2017 (Wu & Chen, 2017). It provided further evidence of interdisciplinary MOOC research since the TTF model was first introduced in the information science field (Lee et al., 2003). Furthermore, keywords like blended, data science, task-technology-fit, digital, and deep learning were further evidence of the interdisciplinary nature of MOOC research. Our findings were consistent with Veletsianos and Shepherdson (2015), and indicated that the scientific complexity of MOOC research was being addressed by researchers from diverse backgrounds. In particular, the interdisciplinary approach between education and computer science was revealed as the most remarkable.

Timeline Analysis

Timeline analysis revealed substantial changes in the topics of MOOC research, which means that researchers in each period had different interests. Despite that, #0 discussion forum participation, attracted scholars' interest early on and has been labeled the hottest research topic in the past. More recently, #1 blended program, #3 task-technology fit, and #7 comparative analysis have emerged as popular subjects. In terms of #1 blended program, MOOCs have often been viewed as an important supplement to traditional in-class learning (Zhang, 2016). Therefore, as of the 2020s, blended learning has become one of the key topics of interest for researchers.

Burstness Analysis

Burstness also changed year by year. By tracking the beginning year of burstness, it was easy to find some key turning points in the evolution of MOOCs. Before 2012, only one burstness occurred even though five papers had focused primarily on the concept, history, challenges, and trends of MOOCs (Liyaganawardena et al., 2013). The years 2013 to 2015 were the period with the most rapid development of MOOCs, with 11 bursts appearing. Progress in MOOCs was relatively flat from 2016 to 2018, with only two bursts appearing. In contrast, 2019 was another peak period with five prominent points. Therefore, it was evident that 2009 to 2012 was the initial phase as MOOCs were being proposed, followed by the rapid development phase from 2013 to 2015. The period 2016 to 2018 was a relatively stable phase, with a new peak after 2019.

Dual-Map Overlays Analysis

Dual-map overlays analysis demonstrated that the MOOC research field has encompassed much cross-disciplinary knowledge. This is consistent with the result of cluster analysis, which also illustrated the strong cross-domain nature of MOOCs. The results of the dual-map overlay indicated that papers dealing with MOOCs appeared more often in journals related to education and society, in line with the original purpose of MOOCs, namely to realize UNESCO's goal of open and accessible education (Wahid et al., 2020). However, it is worth noting that both citing and cited journals represented almost all journal types. With the worldwide COVID-19 pandemic, open and massive video lectures from the world's best professors and the most reputable universities (Wu & Chen, 2017) in MOOCs have been regarded as an alternative way to offline classes, thus arousing the interest of many researchers from various perspectives (Bhattacharya et al., 2020).

Conclusion

This study conducted a bibliometric analysis of MOOC publications based on 4,652 items extracted from WOS and Scopus. By mapping the number of publications, co-citation network, clusters, timelines, burstness, and dual-map overlays of MOOC research, we concluded the following. First, the number of MOOC research publications has grown consistently, particularly between 2013 and 2015, with explosive growth. As for the top 10 co-citation articles, their main topics revolved around the problem of MOOC participation continuance. Among all the labels, #1 blended program, #3 task-technology fit, and #7 comparative analysis were the emerging and popular subjects. Regarding analysis of burstness, the development of MOOCs showed clear phases, with 2009 to 2012 the starting phase, 2013 to 2015 the high

growth phase, 2016 to 2018 the plateau phase, and 2019 to 2021 another peak phase. Both cluster analysis and dual-map overlays provided empirical evidence of cross-disciplinary research. Collaboration between MOOCs and computer science was common in terms of research themes and journal distribution, in psychology, education, and health journals. Research about MOOCs also spans almost all types of journals.

Our study undertook a comprehensive overview of the systematic and objective analysis of MOOC research, contributing to a better understanding of the past and current research frontiers and interests in MOOC research and publications.

Limitations

CiteSpace is a professional scientometrics and data visualization tool. It enabled us to undertake structured and timeline analysis of contributions, developments, trends, and innovations, while considering authors, institutions, countries, and citations (Che et al., 2022). However, it is undeniable that CiteSpace has limitations. The type of data processed by CiteSpace is limited, which means that the literature selected by this study was not comprehensive because it lacked data available from Google Scholar and other similar services.

References

- Ajzen, I. (1985). From intentions to actions: A theory of planned behavior. In J. Kuhl & J. Beckmann (Eds.), *Action control* (pp. 11–39). Springer. https://doi.org/10.1007/978-3-642-69746-3_2
- Alraimi, K. M., Zo, H., & Ciganek, A. P. (2015). Understanding the MOOCs continuance: The role of openness and reputation. *Computers & Education, 80*, 28–38. <https://doi.org/10.1016/j.compedu.2014.08.006>
- Barak, M., Watted, A., & Haick, H. (2016). Motivation to learn in massive open online courses: Examining aspects of language and social engagement. *Computers & Education, 94*, 49–60. <https://doi.org/10.1016/j.compedu.2015.11.010>
- Bhattacharya, S., Singh, A., & Hossain, M. M. (2020). Health system strengthening through massive open online courses (MOOCs) during the COVID-19 pandemic: An analysis from the available evidence. *Journal of Education and Health Promotion, 9*. https://doi.org/10.4103/jehp.jehp_377_20
- Brahimi, T., & Sarirete, A. (2015). Learning outside the classroom through MOOCs. *Computers in Human Behavior, 51*, 604–609. <https://doi.org/10.1016/j.chb.2015.03.013>
- Breslow, L., Pritchard, D. E., DeBoer, J., Stump, G. S., Ho, A. D., & Seaton, D. T. (2013). Studying learning in the worldwide classroom: Research into edX's first MOOC. *Research & Practice in Assessment, 8*, 13–25. <https://eric.ed.gov/?id=ej1062850>
- Bulfin, S., Pangrazio, L., & Selwyn, N. (2014). Making ‘MOOCs’: The construction of a new digital higher education within news media discourse. *International Review of Research in Open and Distributed Learning, 15*(5), 290–305. <https://doi.org/10.19173/irrodl.v15i5.1856>
- Callon, M., Courtial, J.-P., Turner, W. A., & Bauin, S. (1983). From translations to problematic networks: An introduction to co-word analysis. *Social Science Information, 22*(2), 191–235. <https://doi.org/10.1177/053901883022002003>
- Che, S., Kamphuis, P., Zhang, S., Zhao, X., & Kim, J. H. (2022). A visualization analysis of crisis and risk communication research using Citespace. *International Journal of Environmental Research and Public Health, 19*(5), 2923. <https://doi.org/10.3390/ijerph19052923>
- Chen, C. (2017). Science mapping: A systematic review of the literature. *Journal of Data and Information Science, 2*(2). <https://doi.org/10.1515/jdis-2017-0006>
- Chen, C., Hu, Z., Liu, S., & Tseng, H. (2012). Emerging trends in regenerative medicine: A scientometric analysis in CiteSpace. *Expert Opinion on Biological Therapy, 12*(5), 593–608. <https://doi.org/10.1517/14712598.2012.674507>

- Chen, C., & Leydesdorff, L. (2014). Patterns of connections and movements in dual-map overlays: A new method of publication portfolio analysis. *Journal of the Association for Information Science and Technology*, 65(2), 334–351. <https://doi.org/10.1002/asi.22968>
- Chen, X., & Liu, Y. (2020). Visualization analysis of high-speed railway research based on CiteSpace. *Transport Policy*, 85, 1–17. <https://doi.org/10.1016/j.tranpol.2019.10.004>
- Chongfu, Z., Kun, Q., Yawei, W., Yin, H., & Heng, Z. (2009). *On experiment and analysis of MOOCs-based optical labels for optical packets switching*. 2009 2nd IEEE International Conference on Broadband Network & Multimedia Technology. <https://doi.org/10.1109/icbntm.2009.5348516>
- Daniel, J. (2012). Making sense of MOOCs: Musings in a maze of myth, paradox and possibility. *Journal of Interactive Media in Education*, 2012(3). <http://doi.org/10.5334/2012-18>
- Gmür, M. (2003). Co-citation analysis and the search for invisible colleges: A methodological evaluation. *Scientometrics*, 57(1), 27–57. <https://doi.org/10.1023/a:1023619503005>
- Guàrdia, L., Maina, M., & Sangrà, A. (2013). MOOC design principles: A pedagogical approach from the learner's perspective. *eLearning Papers* (33). <https://r-libre.telug.ca/596/>
- Hew, K. F., & Cheung, W. S. (2014). Students' and instructors' use of massive open online courses (MOOCs): Motivations and challenges. *Educational Research Review*, 12, 45–58. <https://doi.org/10.1016/j.edurev.2014.05.001>
- Hone, K. S., & El Said, G. R. (2016). Exploring the factors affecting MOOC retention: A survey study. *Computers & Education*, 98, 157–168. <https://doi.org/10.1016/j.compedu.2016.03.016>
- Hou, J., Yang, X., & Chen, C. (2018). Emerging trends and new developments in information science: A document co-citation analysis (2009–2016). *Scientometrics*, 115(2), 869–892. <https://doi.org/10.1007/s11192-018-2695-9>
- Hoy, M. B. (2014). MOOCs 101: An introduction to massive open online courses. *Medical Reference Services Quarterly*, 33(1), 85–91. <https://doi.org/10.1080/02763869.2014.866490>
- Jordens, J. Z., & Zepke, N. (2009). A network approach to curriculum quality assessment. *Quality in Higher Education*, 15(3), 279–289. <https://doi.org/10.1080/13538320903399125>
- Kaplan, A. M., & Haenlein, M. (2016). Higher education and the digital revolution: About MOOCs, SPOCs, social media, and the Cookie Monster. *Business Horizons*, 59(4), 441–450. <https://doi.org/10.1016/j.bushor.2016.03.008>

- Kizilcec, R. F., Pérez-Sanagustín, M., & Maldonado, J. J. (2017). Self-regulated learning strategies predict learner behavior and goal attainment in Massive Open Online Courses. *Computers & Education*, 104, 18-33. <https://doi.org/10.1016/j.compedu.2016.10.001>
- Kizilcec, R. F., Piech, C., & Schneider, E. (2013). Deconstructing disengagement: analyzing learner subpopulations in massive open online courses. *Proceedings of the Third International Conference on Learning Analytics and Knowledge*. <https://doi.org/10.1145/2460296.2460330>
- Kolowich, S. (2013). The professors who make the MOOCs. *The Chronicle of Higher Education*, 18, 1-12. <https://urlzs.com/ZQDPM>
- Kop, R. (2011). The challenges to connectivist learning on open online networks: Learning experiences during a massive open online course. *International Review of Research in Open and Distributed Learning*, 12(3), 19-38. <https://doi.org/10.19173/irrodl.v12i3.882>
- Kovanović, V., Gašević, D., Joksimović, S., Hatala, M., & Adeso, O. (2015). Analytics of communities of inquiry: Effects of learning technology use on cognitive presence in asynchronous online discussions. *The Internet and Higher Education*, 27, 74-89. <https://doi.org/10.1016/j.iheduc.2015.06.002>
- Lee, Y., Kozar, K. A., & Larsen, K. R. (2003). The technology acceptance model: Past, present, and future. *Communications of the Association for Information Systems*, 12(1), 50. <https://doi.org/10.17705/1cais.01250>
- Littlejohn, A., Hood, N., Milligan, C., & Mustain, P. (2016). Learning in MOOCs: Motivations and self-regulated learning in MOOCs. *The Internet and Higher Education*, 29, 40-48. <https://doi.org/10.1016/j.iheduc.2015.12.003>
- Liyanagunawardena, T. R., Adams, A. A., & Williams, S. A. (2013). MOOCs: A systematic study of the published literature 2008-2012. *International Review of Research in Open and Distributed Learning*, 14(3), 202-227. <https://doi.org/10.19173/irrodl.v14i3.1455>
- Margaryan, A., Bianco, M., & Littlejohn, A. (2015). Instructional quality of massive open online courses (MOOCs). *Computers & Education*, 80, 77-83. <https://doi.org/10.1016/j.compedu.2014.08.005>
- McAuley, A., Stewart, B., Siemens, G., & Cormier, D. (2010). The MOOC model for digital practice. <https://urlzs.com/KMFcR>
- Meho, L. I., & Yang, K. (2006). A new era in citation and bibliometric analyses: Web of Science, Scopus, and Google Scholar. *arXiv preprint cs/0612132*. <https://doi.org/10.1002/meet.14504301185>
- Mongeon, P., & Paul-Hus, A. (2016). The journal coverage of Web of Science and Scopus: A comparative analysis. *Scientometrics*, 106(1), 213-228. <https://doi.org/10.1007/s11192-015-1765-5>

- Pappano, L. (2012). The year of the MOOC. *The New York Times*, 2(12), 2012.
<https://www.lernspielwiese.com/cms/lib07/MNO1909547/Centricity/Domain/272/The%20Year%20of%20the%20MOOC%20NY%20Times.pdf>
- Rowan, Y., & Hartnett, M. (2019). How have MOOCs been portrayed in the New Zealand public media? *Journal of Open, Flexible and Distance Learning*, 23(2), 25–41.
<https://doi.org/10.1080/01587919.2019.1656153>
- Ryan, R. M., & Deci, E. L. (2000). Self-determination theory and the facilitation of intrinsic motivation, social development, and well-being. *American Psychologist*, 55(1), 68.
<https://doi.org/10.1037/0003-066X.55.1.68>
- Schuwert, R., Gil-Jaurena, I., Aydin, C. H., Costello, E., Dalsgaard, C., Brown, M., Jansen, D., & Teixeira, A. (2015). Opportunities and threats of the MOOC movement for higher education: The European perspective. *International Review of Research in Open and Distributed Learning*, 16(6), 20–38.
<https://doi.org/10.19173/irrodl.v16i6.2153>
- Shi, Y., & Liu, X. (2019). Research on the literature of green building based on the Web of Science: A scientometric analysis in CiteSpace (2002–2018). *Sustainability*, 11(13), 3716.
<https://doi.org/10.3390/su11133716>
- Sunar, A. S., White, S., Abdullah, N. A., & Davis, H. C. (2016). How learners' interactions sustain engagement: A MOOC case study. *IEEE Transactions on Learning Technologies*, 10(4), 475–487.
<https://doi.org/10.1109/tlt.2016.2633268>
- Synnestvedt, M. B., Chen, C., & Holmes, J. H. (2005). CiteSpace II: Visualization and knowledge discovery in bibliographic databases. *AMIA Annual Symposium Proceedings*.
<https://www.ncbi.nlm.nih.gov/pmc/articles/PMC1560567/>
- Van Eck, N. J., & Waltman, L. (2014). Visualizing bibliometric networks. In Y. Ding, R. Rousseau & d. Wolfram (Eds.), *Measuring scholarly impact* (pp. 285–320). Springer.
https://doi.org/10.1007/978-3-319-10377-8_13
- Veletsianos, G., & Shepherdson, P. (2015). Who studies MOOCs? Interdisciplinarity in MOOC research and its changes over time. *International Review of Research in Open and Distributed Learning*, 16(3), 1–17. <https://doi.org/10.19173/irrodl.v16i3.2202>
- Wahid, R., Ahmi, A., & Alam, A. (2020). Growth and collaboration in massive open online courses: A bibliometric analysis. *International Review of Research in Open and Distributed Learning*, 21(4), 292–322. <https://doi.org/10.19173/irrodl.v21i4.4693>
- Wu, B., & Chen, X. (2017). Continuance intention to use MOOCs: Integrating the technology acceptance model (TAM) and task technology fit (TTF) model. *Computers in Human Behavior*, 67, 221–232.
<https://doi.org/10.1016/j.chb.2016.10.028>

Yang, D., Sinha, T., Adamson, D., & Rosé, C. P. (2013). Turn on, tune in, drop out: Anticipating student dropouts in massive open online courses. Proceedings of the 2013 NIPS Data-driven education workshop. <https://doi.org/10.7765/9781526102720.00010>

Yuan, L., & Powell, S. (2013). *MOOCs and open education: Implications for higher education*. <https://www.cetis.org.uk/>

Zhang, J. (2016). Can MOOCs be interesting to students? An experimental investigation from regulatory focus perspective. *Computers & Education*, 95, 340-351. <https://doi.org/10.1016/j.compedu.2016.02.003>

Zheng, X., Zhang, J., & Yang, X. (2019). *Visual analysis of MOOC research using Citespace from 2012 to 2018*. 2019 International Joint Conference on Information, Media and Engineering (IJCIME). <https://doi.org/10.1109/ijcime49369.2019.00033>

Zhou, M. (2016). Chinese university students' acceptance of MOOCs: A self-determination perspective. *Computers & Education*, 92, 194–203. <https://doi.org/10.1016/j.compedu.2015.10.012>

