

Strikes in Canada, 1891-1950 III. The Data

Dogulas Cruikshank et Gregory S. Kealey

Volume 20, 1987

URI : <https://id.erudit.org/iderudit/llt20rr04>

[Aller au sommaire du numéro](#)

Éditeur(s)

Canadian Committee on Labour History

ISSN

0700-3862 (imprimé)

1911-4842 (numérique)

[Découvrir la revue](#)

Citer ce document

Cruikshank, D. & Kealey, G. S. (1987). Strikes in Canada, 1891-1950: III. The Data. *Labour/Le Travailleur*, 20, 133-146.

Strikes in Canada, 1891-1950

III. The Data

Douglas Cruikshank and Gregory S. Kealey

Table A

Number of Strikes Commencing, 1891-1950

Table B

Strike Estimates by Industry, 1891-1900

Table C

Strike Estimates by Industry, 1901-1950

Table D

Strike Estimates by Province, 1891-1900

Table E

Strike Estimates by Province, 1901-1950

Table F

Strike Dimensions by Industry, 1891-1950

Table G

Strike Dimensions by Province, 1891-1950

Figure A

Number of Strikes Commencing in Canada, 1891-1950

Figure B

Number of Strikes and Strikers, 1891-1950

Figure C

Number of Person Days Lost, 1891-1950

Figure D

Strike Shapes by Industry and Province, 1891-1950

Table A

Number of Strikes Commencing, 1891-1950

Year	Number	Year	Number
1891	32	1921	196
1892	35	1922	103
1893	43	1923	88
1894	39	1924	69
1895	39	1925	95
1896	31	1926	83
1897	34	1927	73
1898	50	1928	105
1899	101	1929	103
1900	107	1930	74
1891-1900	511	1921-1930	989
1901	124	1931	91
1902	169	1932	125
1903	225	1933	143
1904	144	1934	222
1905	131	1935	154
1906	188	1936	185
1907	223	1937	337
1908	90	1938	166
1909	110	1939	146
1910	144	1940	191
1901-1910	1548	1931-1940	1760
1911	159	1941	265
1912	239	1942	407
1913	224	1943	434
1914	95	1944	214
1915	85	1945	211
1916	163	1946	240
1917	216	1947	269
1918	303	1948	164
1919	420	1949	144
1920	445	1950	189
1911-1920	2349	1941-1950	2537

1891-1950 9694

Table B

Strike Estimates by Industry, 1891-1900

	Fishing & Trapping				Coal			Mining				Other				Mfrg.				Const.				Transp. & Pub. Util.				Service				Total ¹			
	A	B	C	D	A	B	C	D	A	B	C	D	A	B	C	D	A	B	C	D	A	B	C	D	A	B	C	D	A	B	C	D			
1891	1				1	1	400	100					17	12	3291	75	15	10	246	12	5	2	60									39	25	3997	187
1892					1	1	1000	5					25	16	1122	64	9	3	1066	12	3	3	670	5	2	2	22	40	25	3880	85				
1893	1	1	1600	8	5	5	1650	24					21	13	853	20	9	3	177	1	7	6	850	2	1	1	7	44	29	5137	56				
1894	1				4	3	2300	12					23	17	1420	41	4	3	2100	25	5	3	380	4	2	1	31	39	27	6231	82				
1895					3	1	1000	2	2					15	10	791	10	13	7	630	2	3	2	808	7	3	3	112	39	23	3341	21			
1896	2	2	2500	30	1	1	250	14	2					13	7	646	26	7	3	1018	11	6	6	1121	8	31	19	5535	89						
1897	2				1	1	800	22					11	7	179	2	14	8	531	2	4	3	555	1	2	2	32	1	34	21	2097	28			
1898													33	21	2419	34	5	2	160	1	9	8	1128	6	3	2	63	50	33	3770	42				
1899	1	1	2500	18	1	1	100		4	4	2730	295	54	36	4908	95	16	9	1395	17	24	18	4372	55	2	2	12	102	71	16017	480				
1900	2	1	6000	120	6	3	380	7	1	1	2000	168	57	44	15276	269	27	19	1449	14	14	11	2342	94	4	3	85	1	112	83	27551	673			

A = Number of Strikes in Progress
 B = Number of Strikes in Progress with Complete Data
 C = Number of Workers Involved
 D = Duration in Person Days (000)

1) Includes one logging strike (1900) which involved 19 workers for a total of 19 person days.

Table D

Strike Estimates by Province, 1891-1900

	B.C.			Man.			Ont.			Que.			N.B.			N.S.			Interprov.					Total ¹							
	A	B	C	D	A	B	C	D	A	B	C	D	A	B	C	D	A	B	C	D	A	B	C	D	A	B	C	D			
1891	7	3	448	100	2	1	60	1	15	10	205	15	4	3	562	7	1			8	6	172	6	2	2	2550	58	39	25	3997	187
1892	6	3	1030		2	1			24	16	995	63	3	2	175	4				4	3	1230	14	1	1	450	2	40	25	3880	85
1893	11	9	3303	33	2	2	305	5	20	12	902	17	7	4	542	2	4	2	85								44	29	5137	56	
1894	6	3	156	1	4	3	345	4	11	7	543	6	8	7	2617	56	6	4	270	3	4	3	2300	12			39	27	6231	82	
1895	2				1	1	20		19	11	1130	8	8	6	946	8	5	4	245	3	3	1	1000	2			39	23	3341	21	
1896	5	2	2500	30	2	1	10		17	10	1690	37	2	1	160		3	3	125	1	1	250	14	1	1	800	7	31	19	5535	89
1897	4				1				16	11	831	2	8	6	430	3				3	3	826	22				34	21	2097	28	
1898	5	3	145	1	2	1	8		26	21	3327	29	16	7	268	8				1	1	22	3				50	33	3770	42	
1899	12	9	5442	315	9	7	841	11	49	35	3291	80	23	12	2899	33	1			5	5	544	4	3	3	3000	36	102	71	16017	480
1900	19	10	8636	309	1	1	7		65	51	3356	89	23	17	14397	241				3	3	355	4	1	1	800	30	112	83	27551	673

A = Number of Strikes in Progress
 B = Number of Strikes with Complete Data
 C = Number of Workers Involved
 D = Duration in Person Days in (000)

¹Includes three strikes in the Northwest Territories (1892 and two in 1897), one of which involved 10 workers for a total of 10 person days. Prince Edward Island apparently was strike free in the 1890s.

Table F

Strike Dimensions by Industry, 1911-1950¹

Industry and Decade	Frequency (Depth) ³	Size ² (Height) ⁴	Duration ² (Width) ⁵
MINING			
1910s	479	646	20
1920s	301	749	15
1930s	419	392	9
1940s	448	1163	5
MANUFACTURING			
1910s	193	225	24
1920s	75	191	45
1930s	106	205	14
1940s	134	411	10
CONSTRUCTION			
1910s	262	201	19
1920s	114	111	17
1930s	72	44	5
1940s	71	146	6
TRANSPORTATION AND PUBLIC UTILITIES			
1910s	151	272	11
1920s	23	161	23
1930s	41	199	9
1940s	49	998	7
SERVICE, FINANCE AND PUBLIC ADMINISTRATION			
1910s	41	109	14
1920s	10	78	22
1930s	20	34	10
1940s	18	144	10

¹Average annual frequency, size, and duration of strikes in progress, 1911-20, 1921-30, 1931-40, 1941-50.

²Estimates of average size and duration are based only on strikes for which data on duration and the number of workers involved was obtained.

³Total number of strikes per million non-agricultural employees.

⁴Number of workers involved per strike.

⁵Mean duration in working days.

140 LABOUR/LE TRAVAIL

Table C

Strike Dimensions by Province, 1891-1950¹

Province and Decade	Frequency (Depth ²)	Dimensional Size ² (Height ⁴)	Duration ² (Width ³)
Nova Scotia			
1890s	32	258	25
1900s	119	369	25
1910s	99	642	19
1920s	89	834	26
1930s	194	412	5
1940s	226	592	4
Prince Edward Island			
1890s	-	-	-
1900s	41	25	15
1910s	32	75	3
1920s	30	58	15
1930s	64	42	3
1940s	29	42	2
New Brunswick			
1890s	35	56	8
1900s	186	86	21
1910s	147	154	23
1920s	32	103	24
1930s	43	220	6
1940s	88	148	6
Quebec			
1890s	36	354	12
1900s	81	223	18
1910s	77	331	20
1920s	29	281	40
1930s	30	333	10
1940s	55	385	8
Ontario			
1890s	63	88	33
1900s	124	95	23
1910s	124	165	21
1920s	40	118	30
1930s	67	147	12
1940s	65	346	9
Manitoba			
1890s	87	94	17
1900s	136	151	23
1910s	98	454	14
1920s	24	80	32
1930s	63	64	14
1940s	33	86	10
Saskatchewan			
1890s	-	-	-
1900s	55	68	13
1910s	94	113	13
1920s	23	33	19
1930s	23	81	14
1940s	31	61	12
Alberta			
1890s	-	-	-
1900s	161	176	20
1910s	244	303	14
1920s	94	298	25
1930s	89	138	14
1940s	94	301	8
British Columbia			
1890s	143	316	26
1900s	127	315	31
1910s	223	433	24
1920s	64	180	27
1930s	69	189	17
1940s	67	341	12
Canada			
1890s	55	218	25
1900s	115	180	23
1910s	123	286	20
1920s	43	270	30
1930s	61	218	11
1940s	70	452	9

¹Average annual frequency, size, and duration of strikes in progress, 1891-1900, 1901-10, 1911-20, 1921-30, 1931-40, 1941-50.

²Estimates of average size and duration are based only on strikes for which data on duration and the number of workers involved was obtained.

³Total number of strikes per million non-agricultural employees.

⁴Number of workers involved per strike.

⁵Mean duration in working days.

Figure A

Number of Strikes Commencing in Canada, 1891-1950

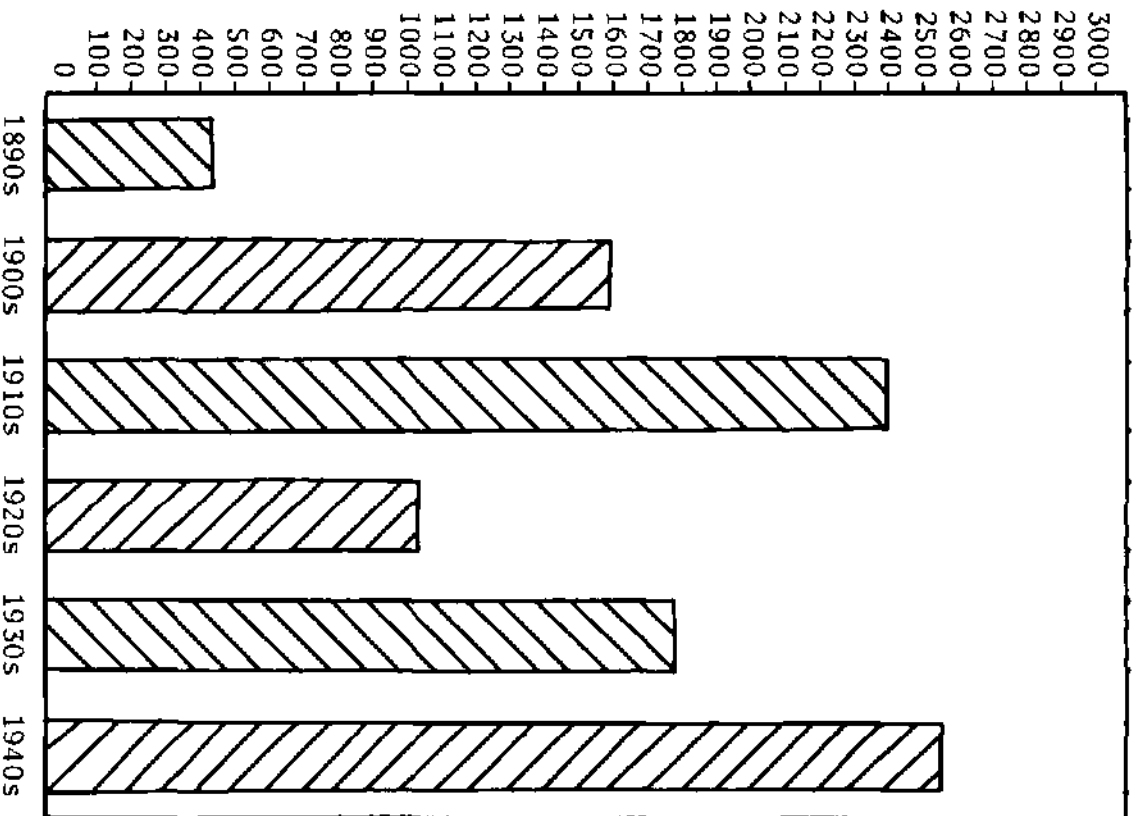


Figure B Number of strikes and strikers, 1891-1950

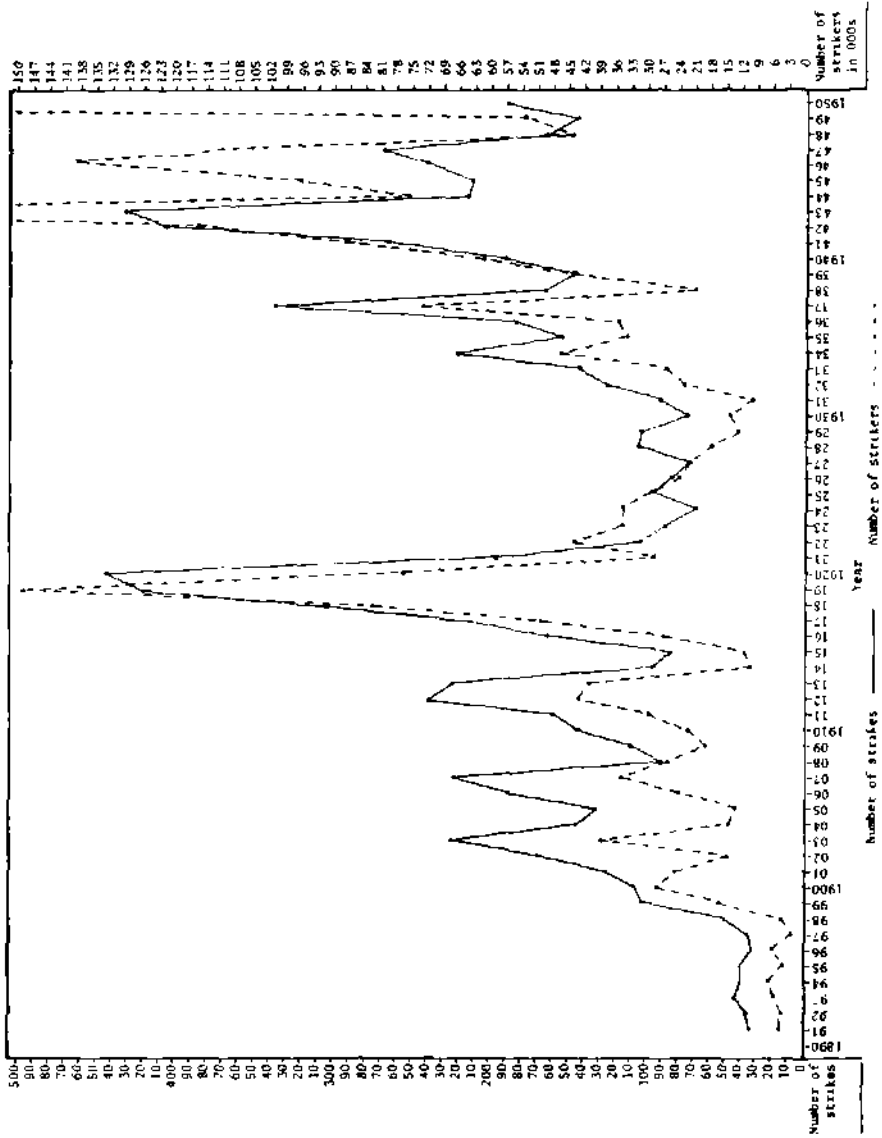


Figure C Number of person days lost (in 1,000s), 1891-1950


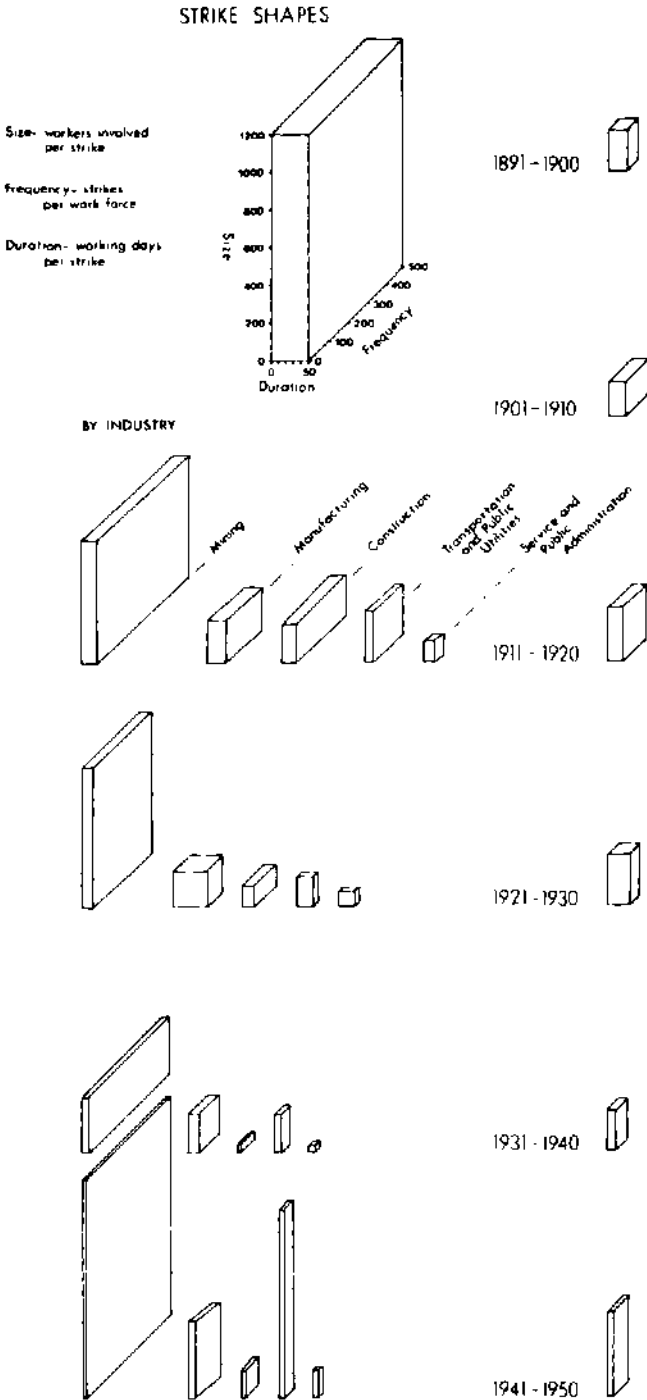
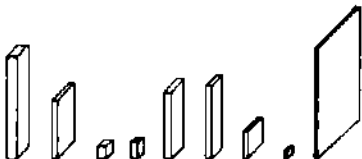
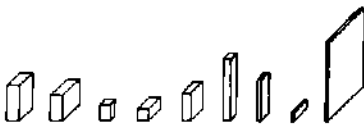
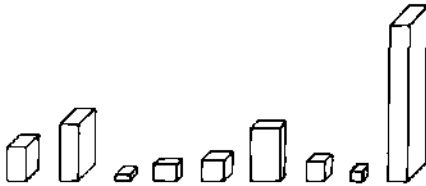
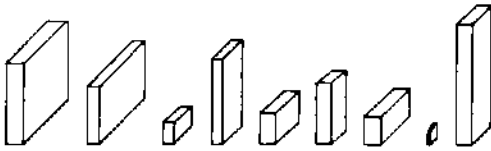
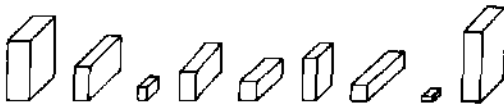
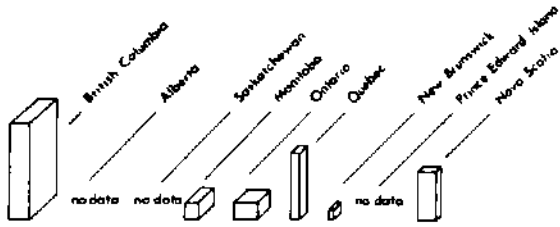


Figure D
Strike Shapes by Industry and Province, 1891-1950

NATIONAL



BY PROVINCE



Telos

A Quarterly Journal of Critical Thought

Issue No. 70

Winter 1986-1987

Luke: Televisual Democracy

*Bauman: The Left as the Counterculture
of Modernity*

Breuer: The Metamorphoses of Natural Law

Pellicani: Ortega's Theory of Social Action

Special Section of Mitchell Franklin

D'Amico: In Memory of Franklin

Di Filippo: Franklin and Roman Law

Moran: Franklin and the U.S. Constitution

Fraser: Born in the U.S.A.

Delfini & Piccone: Our Mitchell Franklin

Notes and Reviews

Schwartz: Crazy Machines

Maischein & Jander: Interview with Andre Gorz

Baccianini: A Century of Genocide

Zaslove: In Search of Columbo

Lämmert: Laudatio for Lowenthal

Kasinitz: Three Books on Immigration

Newman: Barber, Strong Democracy

Sampson: Campeanu, The Origins of Stalinism

Stevens: Attali, Noise: The Political Economy of Music

Brus: Flakierski, Economic Reform and Income Distribution

Subscriptions cost \$24 per year for individuals; \$55.00 for institutions. Foreign orders add 10%. Checks must be in U.S. funds. No Canadian checks can be accepted. Back issues \$6.50 each. (Institutional price \$15.00 each.) For subscriptions, back issues, or information write:

Telos Press Ltd., 431 East 12th Street, New York, N.Y. 10009